

The American Driving Society

INTERMEDIATE LEVEL TEST 3 (1994)

ENTRY NUMBER:

GAITS AND MOVEMENTS

Collected trot
10m deviation
4 loop serpentine
20m circle
Rein back 2m
Halt 5 sec.

FOR USE BY SCRIBE ONLY:

Color of horse _____

Distinguishing markings _____

INSTRUCTIONS

Horse must show increased amount of suppleness, responsiveness, activity of haunches and accuracy. Transitions no longer through the walk.

MOVEMENT		TEST	DIRECTIVE IDEAS	MAX PTS	POINTS	REMARKS
1	A X	Enter working trot Halt, salute	Straightness on centerline, transitions, quality of halt	10		
2	X C B	Proceed working trot Track right Turn right	Transition, quality of trot & turns	10		
3	X	Circle left 20m	Quality of trot & figure, consistent rhythm	10		
4	X	Circle right 20m	Quality of trot & figure, consistent rhythm	10		
5	E EKAF	Turn left Working trot	Quality of trot & turns, consistent rhythm	10		
6	FXH H to C	Lengthened trot Working trot	Lengthening of frame & stride, balance in transitions, consistent rhythm	10		
7	Bet. C & M M to X XB BMC	Develop collected trot Proceed collected trot Half circle left 20m Working trot	Transitions, quality of figure & trots, consistent rhythm, suppleness	10		
8	Bet. C & H H to X XE EHC	Develop collected trot Proceed collected trot Half circle right 20m Working trot	Transitions, quality of figure & trots, consistent rhythm, suppleness	10		
9	C to M MXK K to A	Working trot Lengthened trot Working trot	Lengthening of frame & stride, balance in transitions, consistent rhythm	10		
10	A to F FXM MC	Working walk Lengthened walk with a few steps of working walk each side of X Working walk	Quality of walks, lengthening of frame & stride, transitions	10 x 2		
11	C On qtr line AFX X	Working trot Turn left Working trot Halt 5 sec. (front) axle at X	Straightness on quarter line, quality of trot & halt	10		
12	X XHC	Rein back 2m Walk forward Working trot	Obedience, balance, straightness, transitions	10		
13	C to A	4 loop serpentine, 1st & 4th loop width of arena, 2nd & 3rd to qtr lines	Quality of trot & figure, consistent rhythm & suppleness	10		
14	A D to G G	Turn onto centerline Lengthened trot Halt, salute	Straightness on centerline, lengthening of frame & stride, quality of halt	10		

LEAVE ARENA AT WORKING TROT

COLLECTIVE REMARKS				
GAITS	Freedom and regularity. If team or pair: maintenance of even pace and equality of work.	10 x 2		
IMPULSION	Desire to move forward. Elasticity of steps. Relaxation of back. Engagement of hindquarters.	10 x 2		
SUBMISSION	Acceptance of the bit. Correctness in lateral bend. Attention and confidence. Calmness, lightness and ease of movements.	10 x 2		
DRIVER	Use of aids, handling of reins, whip and voice. Driver's position.	10 x 2		
PRESENTATION	Appearance of driver and grooms: cleanliness, fitness, matching, and condition of horses, harness and vehicle	10		

Points

Errors

Maximum Points: 240

10 Excellent

Error in course or groom dismounting:

Total points given: _____

9 Very Good

1st incident = 5 points

Factor: x 0.667 _____

8 Good

2nd incident = 10 points

7 Fairly Good

3rd incident = Elimination

6 Satisfactory

Disobedience:

5 Marginal

1st incident = 5 points

Factored points: 160 minus _____ = _____ Penalties

4 Insufficient

2nd incident = 10 points

3 Fairly Bad

3rd incident = Elimination

+ _____ Errors

2 Bad

1 Very Bad

0 Not Executed

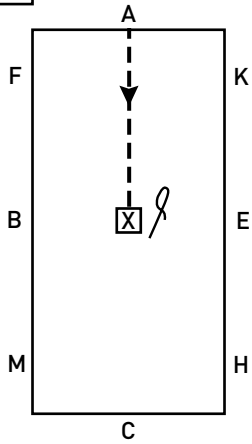
Judge's Signature: _____

Position: _____

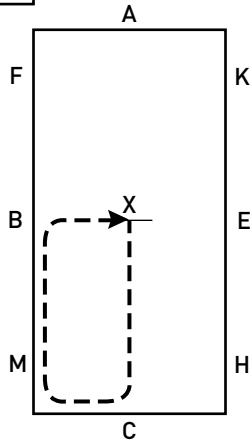
The American Driving Society
INTERMEDIATE LEVEL TEST 3 (1994)

Name of Competition _____

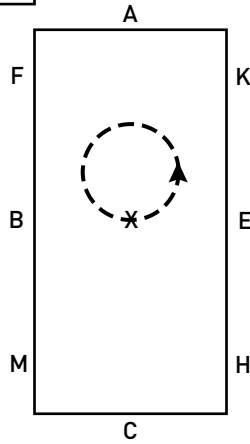
1



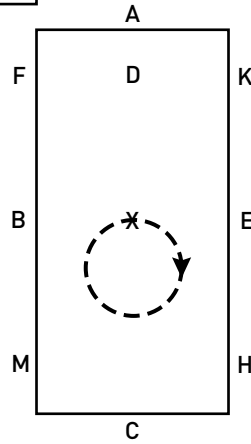
2



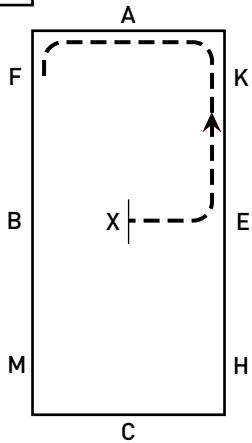
3



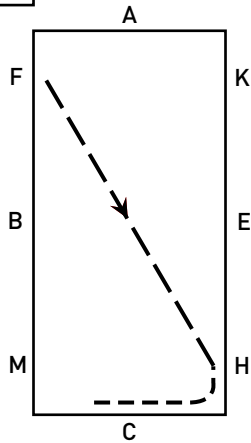
4



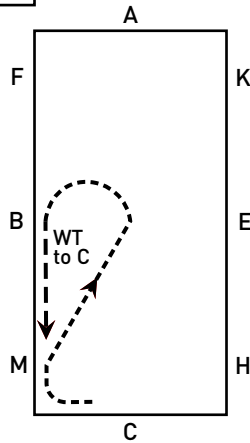
5



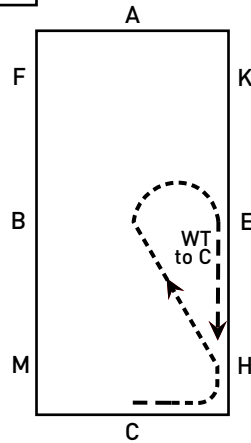
6



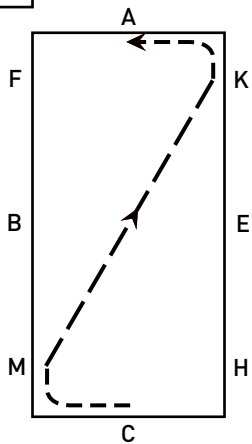
7



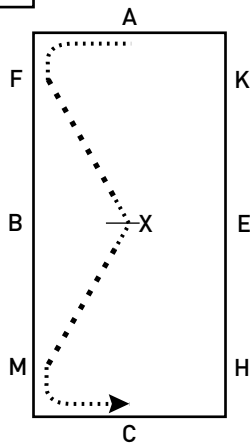
8



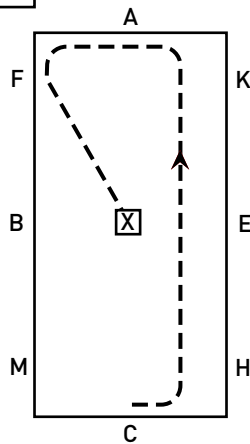
9



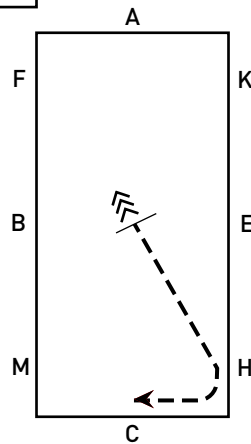
10



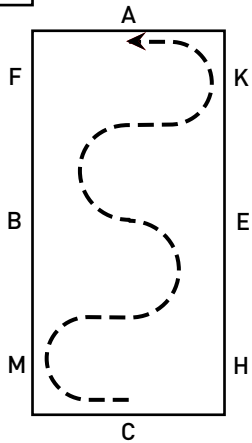
11



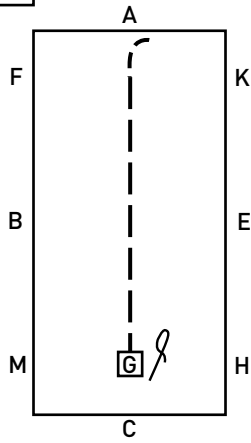
12



13



14



PURPOSE

To establish that the horse has acquired suppleness, impulsion and balance so as to be light in hand and without resistance. While consistently accepting the bit, the horse exhibits greater use of the haunches throughout his movement. The rein back should show a greater degree of submission than shown at the Preliminary Level.

CONDITIONS

40 x 80 meter arena (exception: Tandems & Four-in-Hands)
Average driving time: 9 minutes

FOR JUDGING PURPOSES ONLY

If not clearly defined, each movement ends at the beginning of the next movement.

The American Driving Society

INTERMEDIATE LEVEL TEST 4 (2005)

ENTRY NUMBER:

GAITS AND MOVEMENTS

Collected trot
10m deviation
3 loop serpentine
20m circle
Rein back 2m
Halt 5 sec.

FOR USE BY SCRIBE ONLY:

Color of horse _____
Distinguishing markings _____

INSTRUCTIONS

Horse must show increased amount of suppleness, responsiveness, activity of haunches and accuracy. Transitions no longer through the walk.

MOVEMENT		TEST	DIRECTIVE IDEAS	MAX PTS	POINTS	REMARKS
1	A X	Enter working trot Halt, salute	Straightness on centerline, transition, quality of halt	10		
2	X C	Proceed working trot Track left	Transition, quality of trot & turns	10		
3	H to K K to F	Deviation approx. 10m Working trot	Quality of trot, suppleness, consistent rhythm	10		
4	FXH H Bet. H & C	Lengthened trot Working trot Develop collected trot	Lengthening of frame & stride, balance in transitions, consistent rhythm	10		
5	C C	Circle right 20m Working trot	Quality of trot & figure	10		
6	M to F F to K	Deviation approx. 10m Working trot	Quality of trot, suppleness, consistent rhythm	10		
7	KXM M Bet. M & C	Lengthened trot Working trot Develop collected trot	Lengthening of frame & stride, balance in transitions, consistent rhythm	10		
8	C C to H	Circle left 20m Proceed collected trot	Quality of trot & figure	10		
9	H E to F F to A	Working walk Lengthened walk Working walk	Consistent rhythm, lengthening of frame and stride, transitions	10 x 2		
10	A A to C	Working trot Serpentine of 3 loops	Quality of trot & figure, consistent rhythm, suppleness	10		
11	C to B BX XE	Continue working trot Half circle right 20m Half circle left 20m	Quality of trot & figure, consistent rhythm, suppleness	10		
12	E to A A to X X	Continue working trot Down centerline Halt 5 sec.	Quality of trot & halt, obedience & balance	10		
13	X	Rein back 2m (5-6 steps) Walk forward Proceed at working trot	Obedience, balance, straightness	10		
14	X to G G	Working trot Halt, salute	Transitions, quality of halt	10		

LEAVE ARENA AT WORKING TROT

COLLECTIVE REMARKS

GAITS	Freedom and regularity. If team or pair: maintenance of even pace and equality of work.	10 x 2		
IMPULSION	Desire to move forward. Elasticity of steps. Relaxation of back. Engagement of hindquarters.	10 x 2		
SUBMISSION	Acceptance of the bit. Correctness in lateral bend. Attention and confidence. Calmness, lightness and ease of movements.	10 x 2		
DRIVER	Use of aids, handling of reins, whip and voice. Driver's position.	10 x 2		
PRESENTATION	Appearance of driver and grooms: cleanliness, fitness, matching, and condition of horses, harness and vehicle	10		

Points

- 10 Excellent
9 Very Good
8 Good
7 Fairly Good
6 Satisfactory
5 Marginal
4 Insufficient
3 Fairly Bad
2 Bad
1 Very Bad
0 Not Executed

Errors

Error in course or groom dismounting:
1st incident = 5 points
2nd incident = 10 points
3rd incident = Elimination
Disobedience:
1st incident = 5 points
2nd incident = 10 points
3rd incident = Elimination

Maximum Points: 240

Total points given: _____

Factor: x 0.667 _____

Factored points: 160 minus _____

=

+

Penalties

Errors

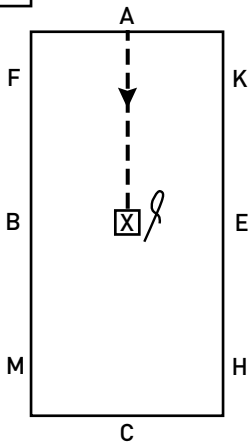
Judge's Signature: _____

Position: _____

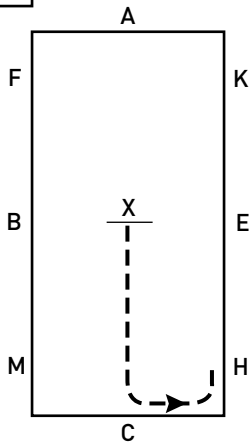
The American Driving Society
INTERMEDIATE LEVEL TEST 4 (2005)

Name of Competition _____

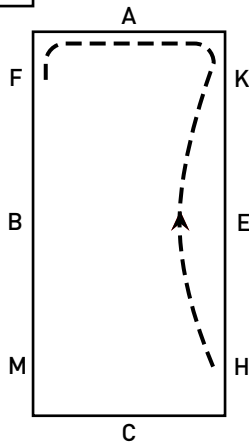
1



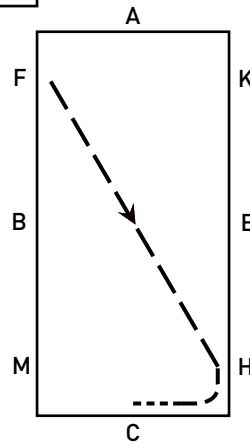
2



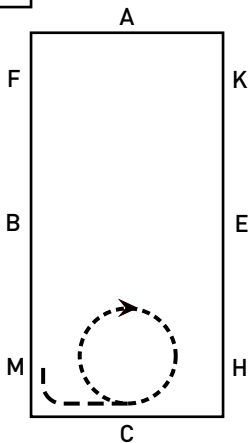
3



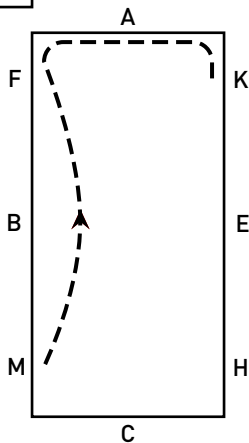
4



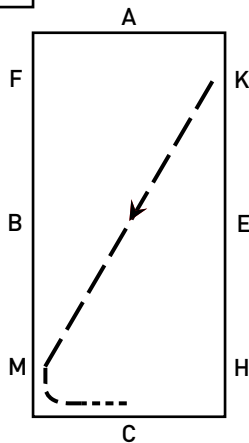
5



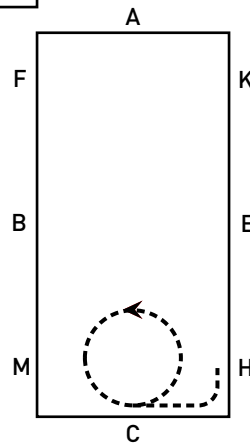
6



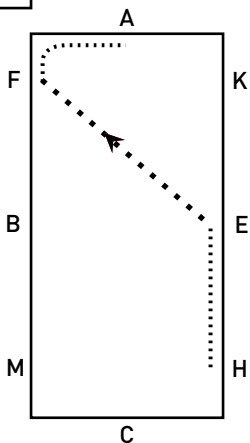
7



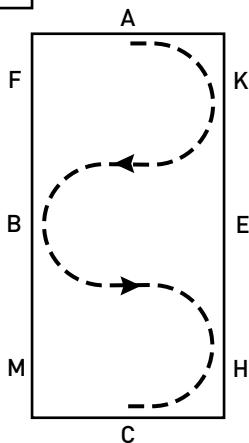
8



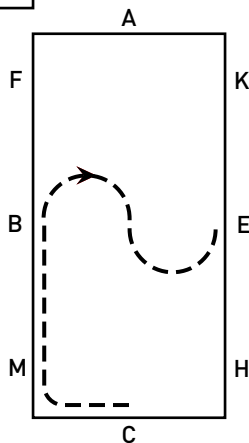
9



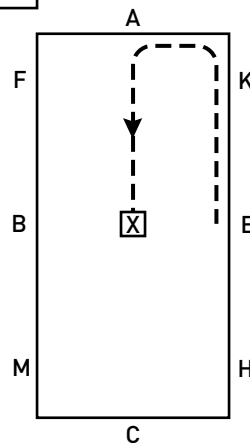
10



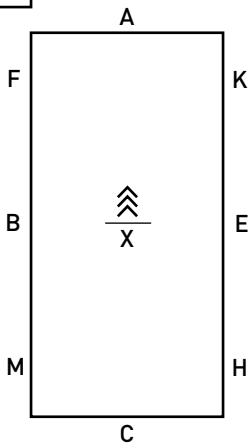
11



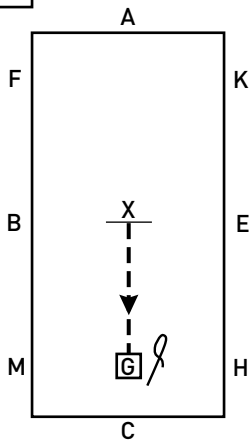
12



13



14



PURPOSE

To establish that the horse has acquired suppleness, impulsion and balance so as to be light in hand and without resistance. While consistently accepting the bit, the horse exhibits greater use of the haunches throughout his movement. The rein back should show a greater degree of submission than shown at the Preliminary Level.

CONDITIONS

40 x 80 meter arena (exception: Tandems & Four-in-Hands use Intermediate Level Test 1)
Average driving time: 6 1/2 minutes

FOR JUDGING PURPOSES ONLY

If not clearly defined, each movement ends at the beginning of the next movement.

BRITISH CARRIAGEDRIVING



Intermediate Dressage Test (2008)

This document contains:

Dressage test sheet

Test movement diagram from C (2 pages)

Test movement diagram from A (2 pages)

**PLEASE CONSIDER THE ENVIRONMENT
ONLY PRINT THE PAGES YOU ACTUALLY NEED**

This Dressage Test is Copyright © British Carriagedriving

This test and its associated diagrams is for personal use by British Carriagedriving members.
It may not be copied, reproduced or sold in any form without permission from
British Carriage Driving Ltd.

Please contact email@britishcarriagedriving.co.uk or telephone +44 (0)845 643 2116

The scale of Marks is as follows:			
10	Excellent	4	Insufficient
9	Very good	3	Fairly bad
8	Good	2	Bad
7	Fairly good	1	Very bad
6	Satisfactory	0	Not performed
5	Sufficient		

BRITISH CARRIAGEDRIVING DRESSAGE TEST

INTERMEDIATE 2008

Arena 100 x 40 metres. Schedule Time 10 minutes.
Clubs may use 80 x 40m arena with a 3 loop serpentine.

Errors of Course, Disobedience and Dismounting of Grooms are penalised as follows:	
1st incident -	5 penalty points
2nd incident -	10 penalty points
3rd incident -	Elimination

COMPETITOR NUMBER

MOVEMENT			TO BE JUDGED	MARK	REMARKS
1.	A X	Enter at Working Trot. Halt. Salute.	Straightness. Transition to Halt. Immobility.		
2.	XGCMB BX XM	Working Trot. Half circle to right, 20 metres. Return to track at M.	Transition to Working Trot. Impulsion, Rhythm, Bending, Accuracy.		
3.	MCHE EX XH	Working Trot. Half circle to left, 20 metres. Return to the track at H.	Impulsion, Rhythm, Bending, Accuracy.		
4.	M	Collected Trot 20 m circle to the right.	Transition to Collected Trot. Rhythm, Impulsion, Bend, Accuracy		
5.	MXK KAF	Extended Trot. Working Trot.	Transition to Extended Trot. Impulsion, Rhythm, Balance. Transition to Working Trot.		
6.	F	Collected Trot, 20m circle to the left.	Transition to Collected Trot. Rhythm, Impulsion, Bend, Accuracy.		
7.	FXH HMR	Extended Trot. Working Trot.	Transition to Extended Trot. Impulsion, Rhythm, Balance. Transition to Working Trot.		
8.	RXV	Walk.	Transition to Walk. Relaxation, Freedom, quality of steps.		
9.	VKDX	Working Trot.	Transition to Working Trot. Rhythm, Bend, Straightness. Transition to Halt.		
10.	X	Halt 10 seconds.	Immobility, attention.		
11.	X	Rein Back 4 to 5 Steps.	Obedience, straightness, Quality of steps. Transition to Working Trot.		
12.	XGC MA AK	Working Trot. 5 loop Serpentine. Working Trot.	Rhythm, Bend, Accuracy.		
13.	KB	Walk.	Transition to Walk, Relaxation, Freedom		
14.	BIE EFAD	Collected Trot, 40m half circle. Working Trot.	Transition to Collected Trot. Impulsion, Rhythm, Bend. Transition to Working Trot.		
15.	DXG G	Extended Trot. Halt and Salute Leave Arena at Working Trot.	Transition to Extended Trot. Rhythm, Straightness, quality of steps. Transition to halt. Immobility.		
16.		Paces.	Regularity, freedom.		
17.		Impulsion.	Moving forward freely.		
18.		Obedience, lightness.	Response to aids, Acceptance of the bit, Bending.		
19.		Driver.	Use of aids, handling the whip and reins ,Position on box seat, Accuracy.		
20.		Presentation.	Cleanliness, fit of harness, Appearance and suitability of Driver and Groom Condition & fitness of Horse.		
Maximum marks: 200 Co-efficient = 0.8			TOTAL		

Errors of Course, Disobedience and Dismounting of Grooms
To be marked on the President of the Jury's sheet only

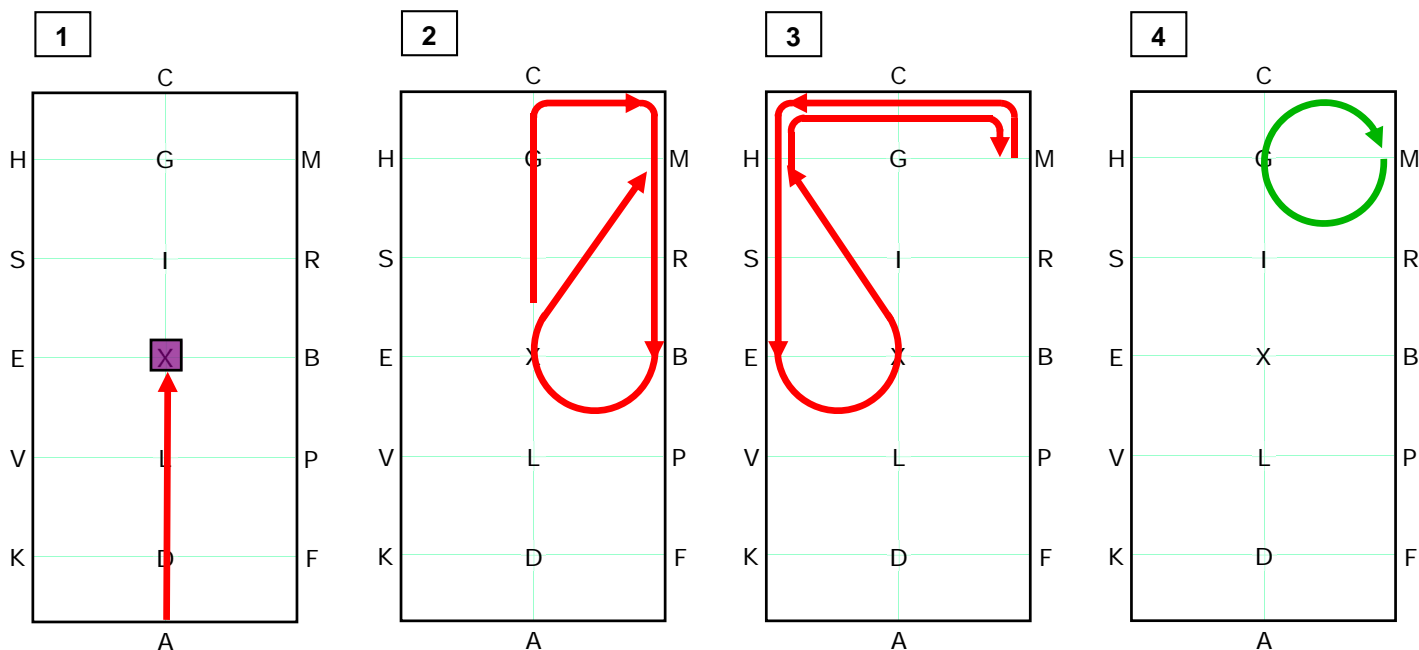
Signature of President of Jury

Signature of Judge at

TOTAL

.....



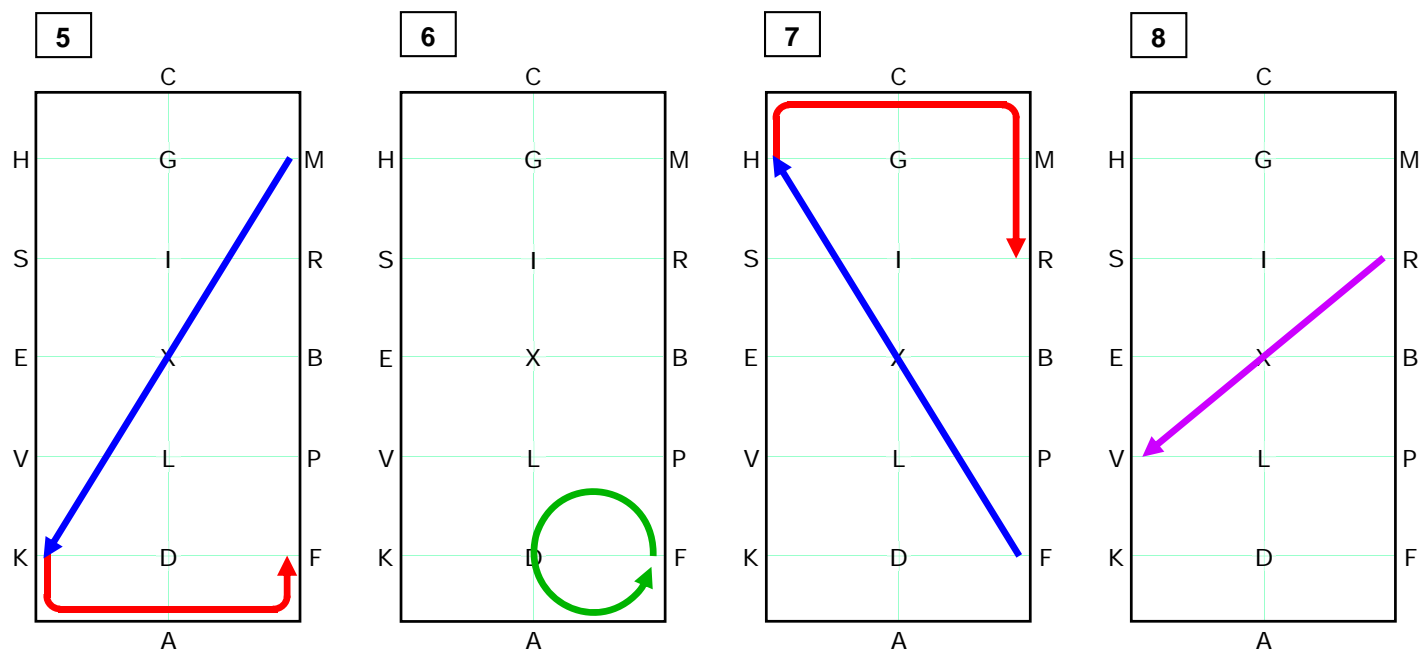


A Enter at working trot
X Halt. Salute.

XGCMB Working trot
BX Half circle right 20m
XM Return to track at M

MCHE Working trot
EX Half circle left 20m
XH Return to track at H
HCM Working trot

M Collected trot
20m circle to the right

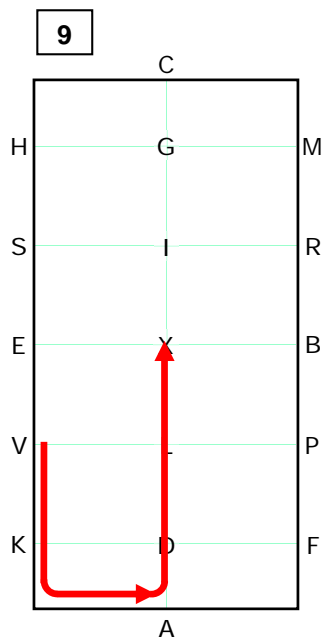


MXK Extended trot
KAF Working trot

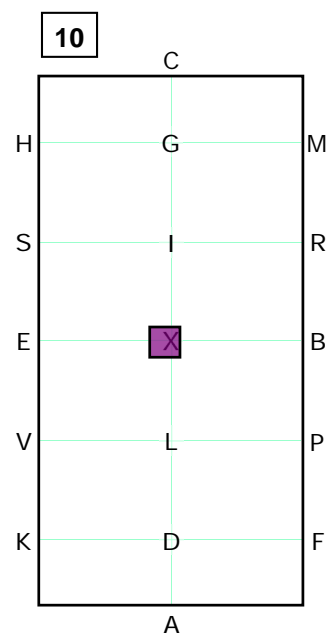
F Collected trot
20m circle to the left

FXH Extended trot
HMR Working trot

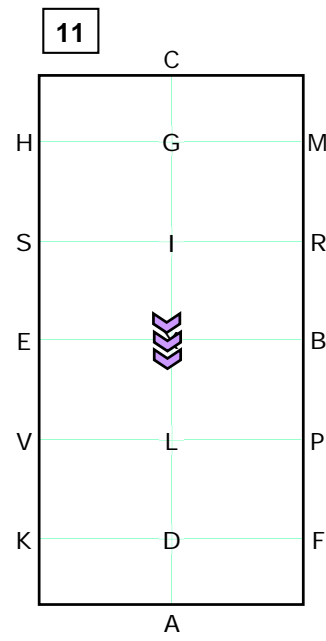
RXV Walk



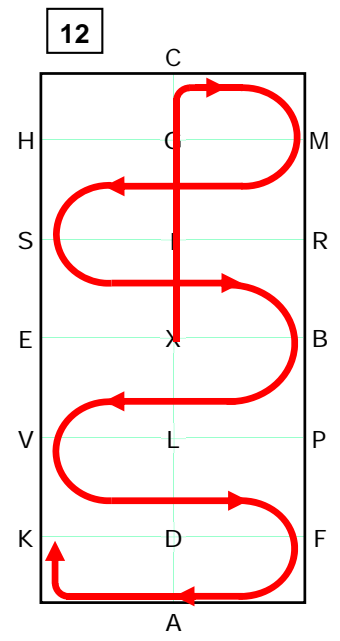
VKDX Working trot



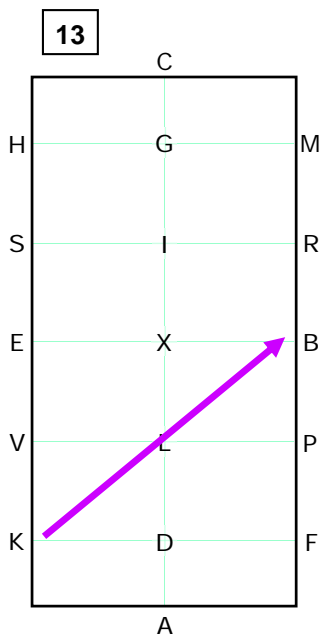
X Halt 10 seconds



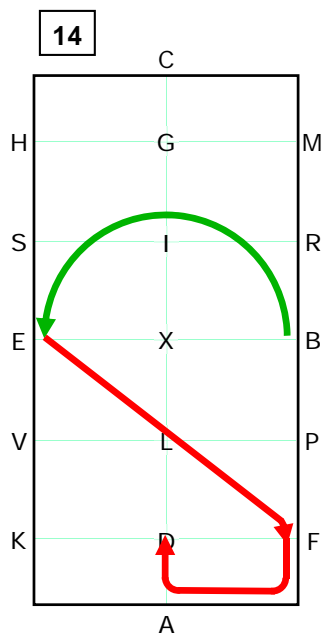
X Rein back
4 or 5 steps



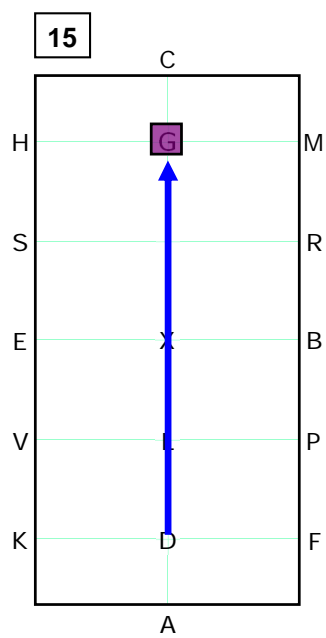
XGC Working trot
MA 5 loop serpentine
AK Working trot



KB Walk

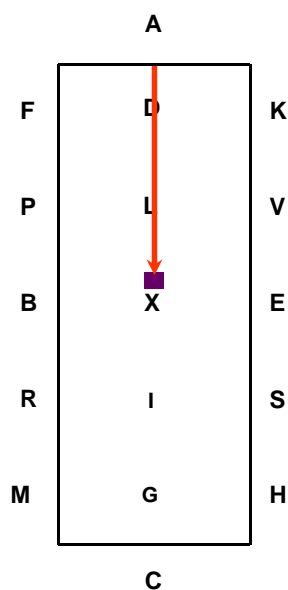


BIE Collected trot
40m half circle
EFAD Working trot



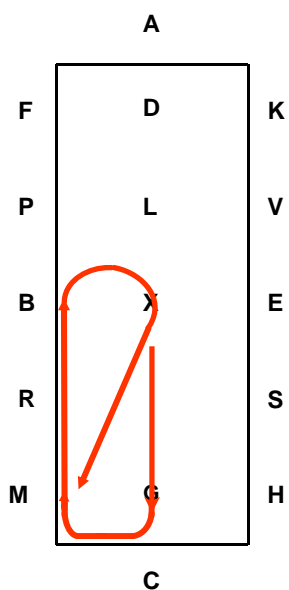
DXG Extended trot
Halt. Salute.
G Leave arena at
working trot

1



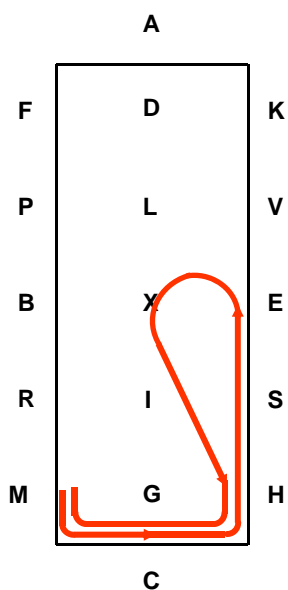
A – X Enter working Trot.
XHalt ... Salute.
 Proceed at Working Trot.

2



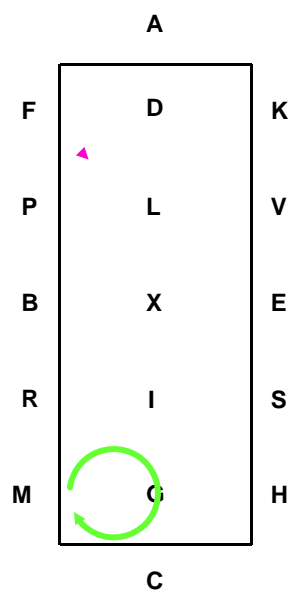
XGCMB...Working Trot.
BX....Half circle to right
 20 m diameter
XM...Return to track at M.

3



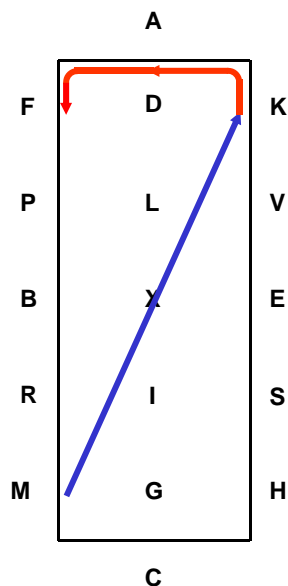
MCHE....Working Trot.
EX ...Half circle to left
 20m diameter.
XH Return to track at H.
HCM.....Working Trot.

4



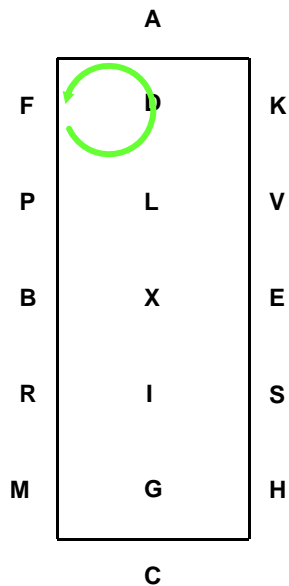
M...Collected Trot, 20 m
 circle to the right.

5



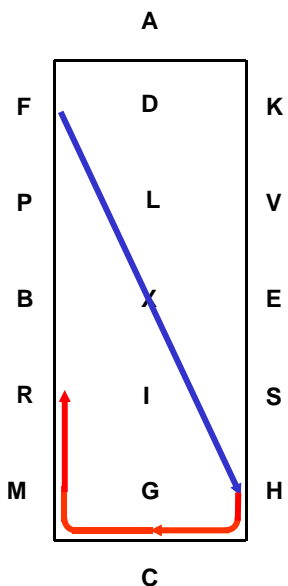
MXK....Extended Trot.
KAF.....Working Trot.

6



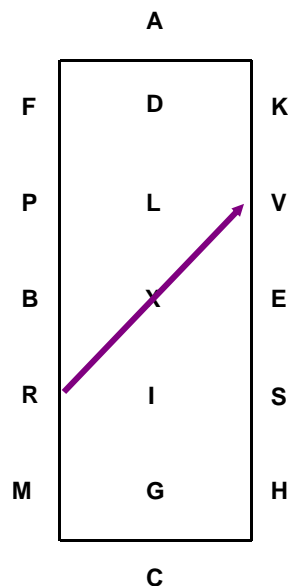
F...Collected Trot, 20m
 circle to the left.

7



FXH.....Extended Trot.
HMR...Working Trot.

8



RXV.....Walk.

<div data-bbox="84 172 153 255">9</div> <div data-bbox="159 255 367 851"> </div> <div data-bbox="122 911 368 945">VKDX ...Working Trot.</div>	<div data-bbox="438 172 507 255">10</div> <div data-bbox="510 255 718 851"> </div> <div data-bbox="507 911 619 945">X Halt.</div>	<div data-bbox="793 172 861 255">11</div> <div data-bbox="865 255 1072 851"> </div> <div data-bbox="810 911 1050 974">X Rein Back 4 to 5 Steps.</div>	<div data-bbox="1147 172 1216 255">12</div> <div data-bbox="1219 255 1426 851"> </div> <div data-bbox="1157 911 1426 1003"> XGC ...Working Trot. CMA. 5 Loop Serpentine AK.....Working Trot. </div>
<div data-bbox="84 1142 153 1225">13</div> <div data-bbox="159 1225 367 1821"> </div> <div data-bbox="142 1888 258 1921">KB ..Walk.</div>	<div data-bbox="438 1142 507 1225">14</div> <div data-bbox="510 1225 718 1821"> </div> <div data-bbox="464 1888 708 1977"> BIE ...Collected Trot. 40m half circle. EFAD...Working Trot. </div>	<div data-bbox="793 1142 861 1225">15</div> <div data-bbox="865 1225 1072 1821"> </div> <div data-bbox="815 1888 1085 2004"> DXG Extended Trot. G Halt ... Salute. Leave arena at Working Trot. </div>	<div data-bbox="1193 1288 1345 1319">Colour Code</div> <div data-bbox="1193 1339 1485 1653"> HALT OR WALK COLLECTED TROT WORKING TROT EXTENDED TROT REIN BACK </div>